



DISPENSERS



FLUID
MONITORING



FUEL KITS



PUMPS



METERS



NOZZLES

SQUALO35

SQUALO35 is the first submersible pump specifically designed for use with DEF. A centrifugal pump fitted with a turbine regenerator, built-in check valve and bypass valve, the Squalo provides both flow rate and up to 150ft of dispense distance. Its compact size allows it to fit into both IBC totes and Mini Bulk systems. And, its deadlevel height is down to 1-1/4", maximizing fluid consumption.

FEATURES

HEAVY DUTY

REGENERATIVE TURBINE

INTEGRATED PRESSURE REGULATOR

BUILT-IN NON RETURN VALVE

PERFORMANCE

UP TO
10 GPM

FLOW RATE

120 VAC

POWER

1-1/4"

DEAD LEVEL



SQUALO35

PACKAGING

CODE	WEIGHT		PACKAGING		
	KG	LBS	MM	INCH	PCS/BOX
FOO206040	7	15.4	510X240X150	20X9.4X5.6	1



FILTRATION



AIR



ANTIFREEZE



DEF



BIODIESEL



DIESEL



FOOD



GASOLINE



GREASE



KEROSENE



OIL

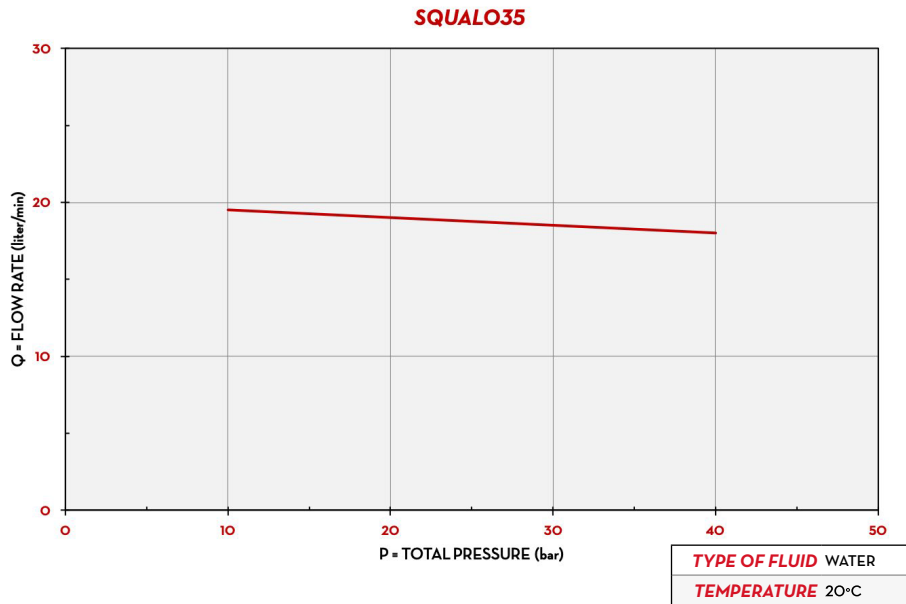


WATER

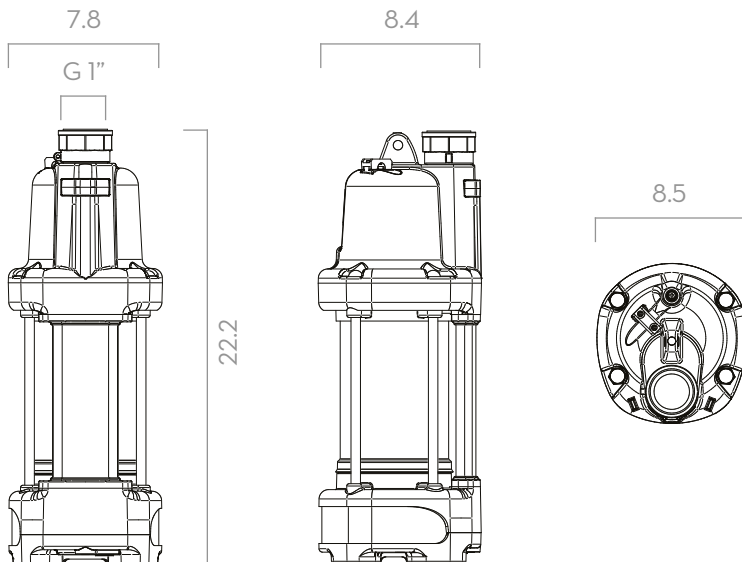


WINDSCREEN

CHART



DIMENSIONS





DIMENSIONS EXPRESSED IN INCHES

IN THE BOX

- SQUALO35
- INSTRUCTION MANUAL

DETAILS



MATERIALS

- BODY: STAINLESS STEEL/TECHNOPOLYMER
- TURBINE: TECHNOPOLYMER

TECHNICAL DATA

CODICE	DESCRIPTION	FLUIDS TYPE	WORKING PRESSURE	FLOW RATE		VOLTAGE		DEAD LEVEL	POWER CORD
				L/MIN	GPM	CA V/HZ CCV	HP		
FOO206040	SQUALO35 120/60Hz W/TIMER		1.8 BAR 27 PSI	36	10	120/60	1/2	1-1/4"	16 FT

SQUALO35

SUBMERSIBLE PUMP