



Containment Solutions, Inc. (CSI) provides safe, affordable solutions for the storage of flammable and combustible liquids. If you are concerned about the effects fuel storage has on your bottom line, look at the advantages of aboveground fire-protected storage tanks.

Our steel Hoover Vault™ tanks meet the requirements of all national fire codes for fire-rated aboveground storage tanks and are labeled according to Underwriter's Laboratories Standard 2085 "Insulated, Protected Secondary Containment".

Vault tanks utilize patented designs with lightweight fireproofing materials, applied in the interstitial space of UL 142 double-wall tanks. These materials ensure that the inner tank is protected from the effects of fire. This design allows both the inner and the outer tanks to be pressure tested at the factory and in the field. In addition, the fireproofing materials allow liquid to migrate through to the monitoring tube, so leaks from the inner tank are detected. Rectangular vault tanks are space-saving in design.

ADVANTAGES:

- UL 2085 listed for insulated, protected secondary containment
 - Two-hour fire rating using lightweight concrete
 - True 360° "pressure testable" secondary containment
 - Vehicle impact protection
 - Ballistic Protection
 - Built-in leak detection tube
- Meets requirements of all National Fire Codes
 - UFC Articles 52 and 79, Appendix II and Standard A-II-F-I
 - NFPA Standards 30 and 30A
 - BOCA
 - SBCCI
- CARB Certified for Stage I and II Vapor Recovery
- Underwriter's Laboratories of Canada (ULC) Listed
- 30-Year warranty
- Factory installed equipment packages:
 - Motor fuel dispensing, emergency generator/fuel oil, used oil collection (others available upon request)
- Standard Tank Capacities 250 to 20,000 gallons (larger sizes up to 30,000 gallons are available)

STANDARD TANK SIZES

CAPACITY (GALLONS)	LENGTH	WIDTH	HEIGHT	SHIPPING WEIGHT
250	4'9"	3'7"	3'9"	3,400 LBS.
500	6'8"	4'7"	3'9"	5,400 LBS.
1,000	7'9"	5'7"	4'9"	8,500 LBS.
1,500	10'7"	5'11"	4'9"	10,250 LBS.
2,000	11'10"	6'11"	4'9"	12,500 LBS.
2,500	9'5"	6'11"	7'1"	13,100 LBS.
3,000	9'8"	7'11"	7'1"	15,800 LBS.
4,000	12'8"	7'11"	7'1"	19,000 LBS.
5,000	15'8"	7'11"	7'1"	23,700 LBS.
6,000	18'8"	7'11"	7'1"	27,000 LBS.
8,000	24'8"	7'11"	7'1"	33,450 LBS.
10,000	30'8"	7'11"	7'1"	42,600 LBS.
12,000	36'8"	7'11"	7'1"	48,750 LBS.
15,000	45'8"	7'11"	7'1"	60,400 LBS.
20,000	60'8"	7'11"	7'1"	76,900 LBS.

VAULT TANK OPTIONS

- UL 142 listed double-wall inner tank, providing triple containment
- Larger tank capacities up to 30,000 gallons
- 3,000 PSI concrete
- Stainless steel inner tanks
- Dual compartments for multi-purpose use available in all capacities
- Lifting lugs and pump mounting brackets
- Fibervault® exterior coatings
- Internal coatings compatible with aviation fuels and other chemicals

Steps and Handrail Assembly



Ground Level Spill Box



CONTAINMENT
SOLUTIONS®



F

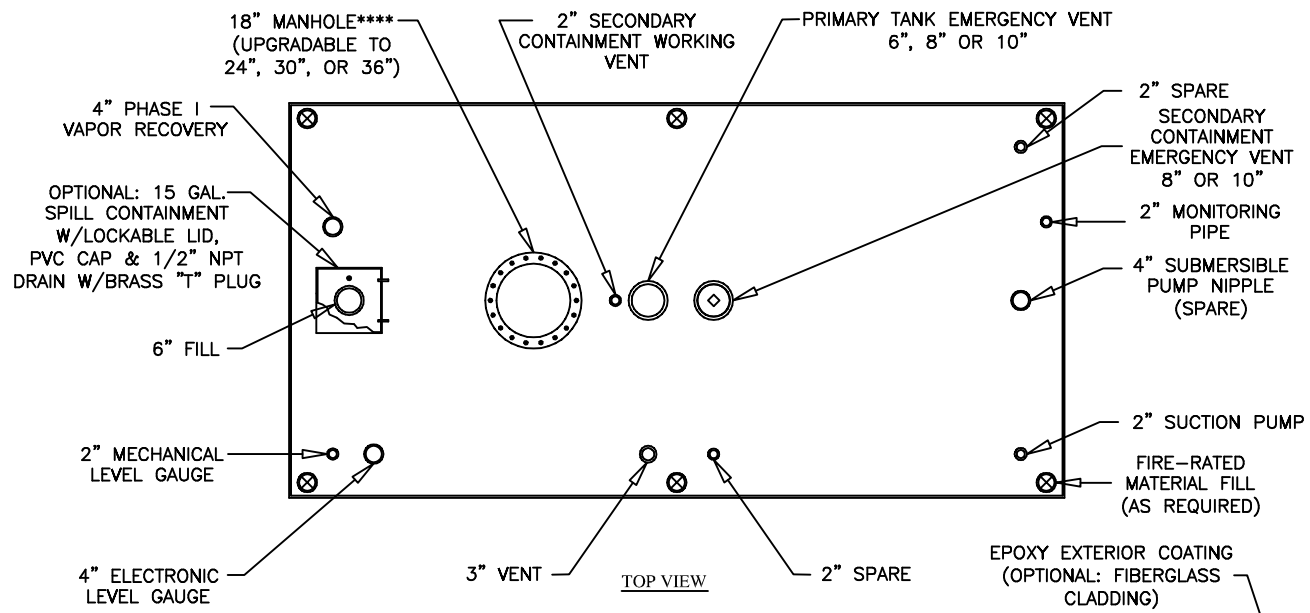
E

D

C

B

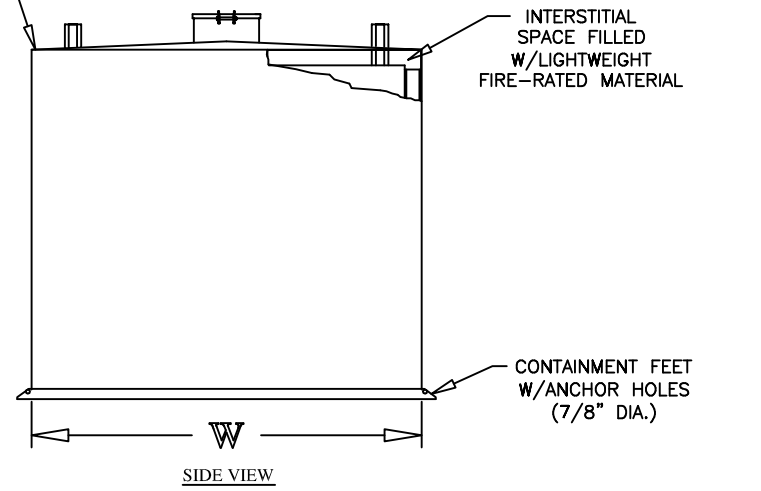
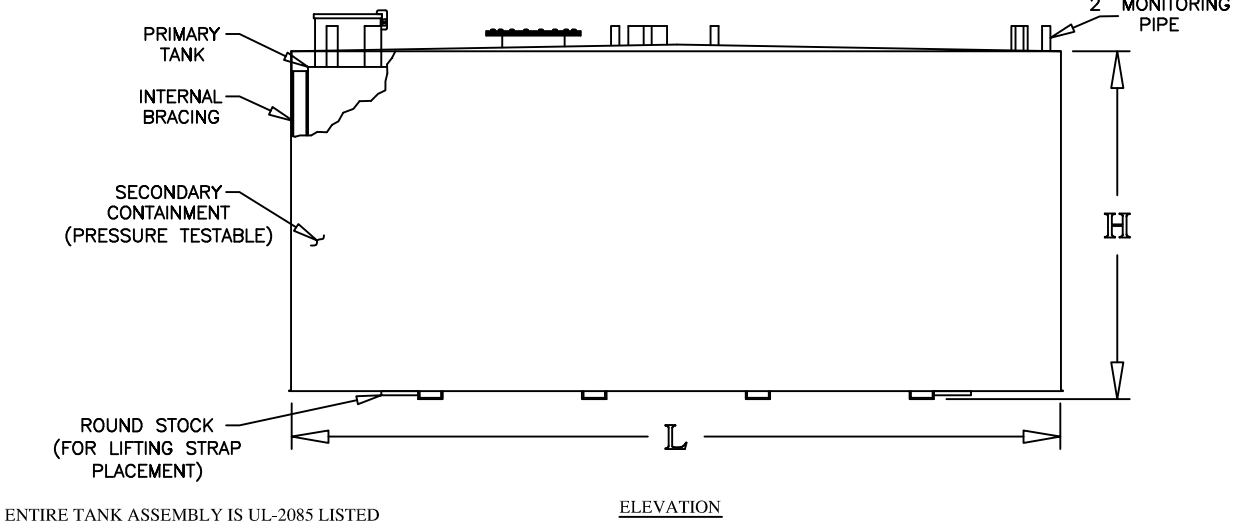
A



STANDARD DIMENSIONS(SECONDARY TANK)***				
CAPACITY GALLONS	LENGTH(L)	WIDTH (W)*	HEIGHT (H)**	WEIGHT
****2,500	9' 5"	6' 11"	7' 1"	13,100 lb.
****3,000	9' 8"	7' 11"	7' 1"	15,800 lb.
****4,000	12' 8"	7' 11"	7' 1"	19,000 lb.
5,000	15' 8"	7' 11"	7' 1"	23,700 lb.
6,000	18' 8"	7' 11"	7' 1"	27,000 lb.
8,000	24' 8"	7' 11"	7' 1"	33,450 lb.
10,000	30' 8"	7' 11"	7' 1"	42,600 lb.
12,000	36' 8"	7' 11"	7' 1"	48,750 lb.
15,000	45' 8"	7' 11"	7' 1"	60,400 lb.
20,000	60' 8"	7' 11"	7' 1"	76,900 lb.

1. REFER TO DWG. SAC001 FOR TANKS 250 GALLONS.
2. REFER TO DWG. SAC002 FOR TANKS 500 TO 2,000 GALLONS.

NOTES:
*ADD AN ADDITIONAL 7" FOR OVERALL WIDTH.
**ADD AN ADDITIONAL 9" FOR OVERALL HEIGHT IF INSTALLING SPILL BOX.
***ADDITIONAL FITTINGS AVAILABLE UPON REQUEST.
****MANHOLE OPTIONAL FOR 4,000 GALLON TANKS AND BELOW.



ENTIRE TANK ASSEMBLY IS UL-2085 LISTED (INSULATED SECONDARY CONTAINMENT ABOVEGROUND TANKS FOR FLAMMABLE LIQUIDS, PROTECTED TYPES).

PRODUCT CODE	GALLONS	DESCRIPTION	OVERALL SIZE	SHIP WT.
SAC003	SEE CHART	UL-2085 VAULT TANK	SEE CHART	SEE CHART



THIS DRAWING AND DESIGN SHOWN HEREIN IS THE PROPERTY OF CONTAINMENT SOLUTIONS. USE OR COPIES THEREOF CANNOT BE MADE WITHOUT WRITTEN CONSENT.

CUSTOMER NAME: _____

APPROVED BY: _____ DATE: _____

DRAWN BY: D. ROVANG DATE DRAWN: 01-01-14

DWG NUMBER: SAC003 SCALE: SALES

REV: _____ REV BY: _____ DATE: _____ SHEET: 1 OF 1