




Universal Fuel Purifiers





Say goodbye to expensive filter changes. And hello to cleaner fuel.

RCI fuel purifiers utilize well-known fuel separation principles — centrifugal force and coalescence — to separate water and other contaminants from fuel without the need for filters or moving parts. This process effectively removes up to 99.8% of free water and up to 95% of other heavy contaminants. The purified fuel results in less clogging of the engine's filter, fewer breakdowns, less maintenance downtime, and far fewer expensive, time-consuming filter replacements. Our patented technology keeps your fuel clean, preserves fuel quality and extends the life of your equipment.



Flanged Units
Also Available

Advantages of RCI Universal Fuel Purifiers

Our patented fuel purifiers are reliable and virtually maintenance-free because of their filterless, durable design. With over 25 years of experience in the fuel industry, we bring you a complete line of reliable, quality products that you can trust.

- Preserves fuel and engine life
- Lasts the lifetime of your equipment
- Minimal maintenance
- Reduces equipment breakdowns
- Extends life of filters

Engine Benefits

- Eliminates water from the fuel system, thus avoiding time-consuming breakdowns, while preventing the formation of damaging sulfuric acid.
- Removes solid particles from the fuel system, including oxides, dirt, rubbish, and all other impurities with a density greater than that of the fuel itself.

Economic Benefits

- Reduces down time.
- Extends the life of the injection pump and the injectors.
- Extends the life of the primary filter.
- Protects and extends the life of the engine.
- No internal or external parts requiring service or replacement.

Ecological Benefits

- Increases the operating life of fuel filters.
- The major component of fuel filters is paper. Use of an RCI Technologies fuel purifier results in fewer trees being cut each year.
- Reduction in land fill due to fewer fuel filter replacements.
- Providing fuel that is free of water and suspended particulates is the first step in exhaust emissions control.
- Significant improvement in exhaust emissions. Tests on the RCI Technologies fuel purifier show that smoke emissions were reduced by 17.3%, carbon monoxide emissions by 10.4%, and nitrogen oxides by 5.9%.

How Our Technology Works

The RCI Technologies fuel purifier utilizes a three-stage purification process using two well-known fuel separation principles, centrifugal force and coalescence. By using these two principles, water and other heavy contaminants are separated from the fuel. This eliminates fuel filter clogging, related breakdowns, downtime, and frequent filter replacements. As the fuel enters the purifier, it flows downward in a circular movement through a internal baffle system, entering the lower chamber of the purifier.

Stage 1

The velocity of the fuel slows down considerably, allowing any free water droplets and other contaminants to maintain their mass and not emulsify with the fuel. These impurities accumulate and remain at the bottom of the purifier until purged.

Stage 2

The fuel migrates through three perforated baffle plates to stop any particulates and attract, by way of coalescence, any water droplets remaining.



FP 50*

Nominal Flow
.5 gal/min

In/Out Couplings
3/8" NPT

Top Port
1/2" NPT

Drain Port
1/2"

Common Brass Drain Valve
Standard

Sensor Port
1/2"-20 Straight Thread

Strap Mount
Standard

Measurements
8.04" H x 3" W

Gross Weight
4 lbs.

FP 50-SS*

Nominal Flow
.5 gal/min

In/Out Couplings
3/8" NPT

Top Port
1/2" NPT

Drain Port
1/2"

Common Brass Drain Valve
Standard

Sensor Port
1/2"-20 Straight Thread

Strap Mount
Standard

Measurements
8.04" H x 3" W

Gross Weight
5 lbs.

FP 80*

Nominal Flow
1 gal/min

In/Out Couplings
1/2" NPT

Top Port
1/2" NPT

Drain Port
1/2"

Common Brass Drain Valve
Standard

Sensor Port
1/2"-20 Straight Thread

Strap Mount
Standard

Measurements
8 H x 4.5" W

Gross Weight
6 lbs.

FP 80-SS*

Nominal Flow
1 gal/min

In/Out Couplings
1/2" NPT

Top Port
1/2" NPT

Drain Port
1/2"

Common Brass Drain Valve
Standard

Sensor Port
1/2"-20 Straight Thread

Strap Mount
Standard

Measurements
8 H x 4.5" W

Gross Weight
7 lbs.

FP 400*

Nominal Flow
2 gal/min

In/Out Couplings
1/2" NPT

Top Port
1/2" NPT

Drain Port
1/2"

Common Brass Drain Valve
Standard

Sensor Port
1/2"-20 Straight Thread

Strap Mount
Standard

Measurements
12" H x 4.5" W

Gross Weight
9 lbs.

FP 400-SS*

Nominal Flow
2 gal/min

In/Out Couplings
1/2" NPT

Top Port
1/2" NPT

Drain Port
1/2"

Common Brass Drain Valve
Standard

Sensor Port
1/2"-20 Straight Thread

Strap Mount
Standard

Measurements
12" H x 4.5" W

Gross Weight
10 lbs.

FP 700*

Nominal Flow
7 gal/min

In/Out Couplings
3/4" NPT

Top Port
1/2" NPT

Drain Port
1/2"

Common Brass Drain Valve
Standard

Sensor Port
1/2"-20 Straight Thread

Strap Mount
Standard

Measurements
16" H x 4.5" W

Gross Weight
11 lbs.

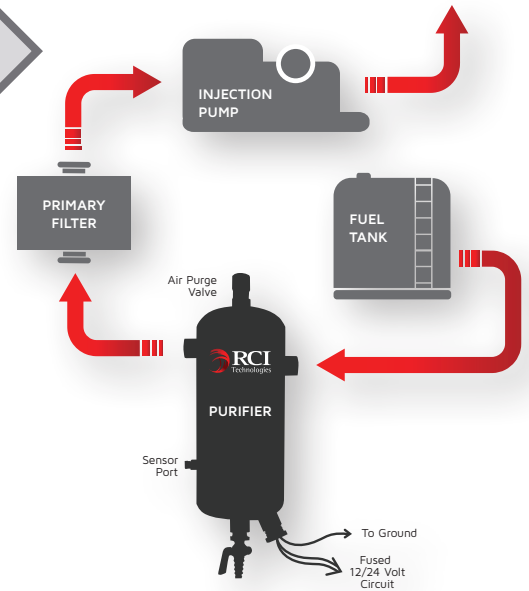
The RCI Universal Fuel Purifier removes up to 99.8% of free water and up to 95% of other heavy contaminants before it ever reaches your engine's primary filter.

Stage 3

The fuel passes through our patented coalescence medium to ensure that any small water droplets or particulates will be coalesced out of the fuel stream. Only the clean fuel rises to the top, providing a cleaner-burning fuel for quicker ignition and better combustion. Keeping fuel clean helps to increase the engine's dependability, power, and efficiency.

On the FP 50, FP 80, FP 400 and FP 700, a heating element is optional to preheat the fuel. This process helps liquefy the paraffin, providing better lubrication for the entire fuel system including the pump and injectors. This heating element eliminates any wax or gelling problems.

The RCI Technologies fuel purifier is simple to install and serves as a durable component to your fuel system. RCI Technologies also offers an optional water sensor kit, with an alarm signal, indicating purging is required.



FP 800*

Nominal Flow
15 gal/min

In/Out Couplings
1" NPT

Top Port
1/2" NPT

Drain Port
1/2"

Common Brass Drain Valve
Standard

Sensor Port
1/2"-20 Straight Thread

Strap Mount
Standard

Measurements
16" H x 4.5" W

Gross Weight
11 lbs.



FP 1000

Nominal Flow
40 gal/min

In/Out Couplings
1" NPT

Top Port
1/2" NPT

Drain Port
1"

Common Brass Drain Valve
Standard

Sensor Port
1/2"-20 Straight Thread

Strap Mount
Standard

Measurements
20.5" H x 7" W

Gross Weight
22 lbs.



FP 1500

Nominal Flow
90 gal/min

In/Out Couplings
2" NPT

Top Port
1/2" NPT

Drain Port
1"

Common Brass Drain Valve
Standard

Sensor Port
1/2"-20 Straight Thread

Strap Mount
No

Measurements
40" H x 7" W

Gross Weight
41 lbs.



FP 2000**

Nominal Flow
100 gal/min

In/Out Couplings
2" NPT

Top Port
1" NPT

Drain Port
1"

Common Brass Drain Valve
Optional

Sensor Port
1/2"-20 Straight Thread

Strap Mount
No

Measurements
42.5" H x 15" W

Gross Weight
145 lbs.



FP 3000**

Nominal Flow
200 gal/min

In/Out Couplings
3" NPT

Top Port
1" NPT

Drain Port
1"

Common Brass Drain Valve
Optional

Sensor Port
1/2"-20 Straight Thread

Strap Mount
No

Measurements
56.5" H x 15" W

Gross Weight
186 lbs.



FP 4000**

Nominal Flow
400 gal/min

In/Out Couplings
4" NPT

Top Port
1" NPT

Drain Port
1"


Common Brass Drain Valve
Optional

Sensor Port
1/2"-20 Straight Thread

Strap Mount
No

Measurements
76.5" H x 15" W

Gross Weight
285 lbs.



Base Stand

Optional for Units FP 1000 & FP 1500

Water Sensor Kits

Optional for ALL FP Units

Flow rates shown may vary by application. Units include mounting hardware except fuel line fittings.

* Heating element optional (6amp/12Volts, 3amp/24 Volts, 120volts and 240volts).

** Factory preset pressure release valve at 50 psi.



462 Borrego Court, Suite D • San Dimas, CA 91773
TF: (800) 868-2088 • **P:** (909) 305-1241 • **F:** (909) 667-2631

info@rcitechnologies.com

www.rcitechnologies.com