

# ELITE



PREMIUM CONVENTIONAL LINE OF PRESSURE SENSITIVE NOZZLE & ACCESSORIES



## The New Standard

The Elite automatic shutoff nozzle is designed for retail and commercial fueling sites. The familiar styling brings comfort to the end user while the lightweight construction produces a smooth-working, rugged nozzle specifically designed for safety and endurance.

The Elite Prepay pressure-sensitive nozzle has undergone extensive engineering upgrades specifically designed to deliver the most reliable functioning nozzle. The pressure-sensitive (no pressure, no flow) feature enables the station operator to control the dispensing of fuel. The Elite features a user-friendly one-hand hold-open latch, and the standard safety attitude device feature provides automatic shut-off if raised above horizontal or if it falls from the vehicle.

**12**  
MONTH

WARRANTY

**1M**  
CYCLES

CATLOW  
TESTED &  
PROVEN  
TO LAST



# ELITE

PREMIUM CONVENTIONAL LINE OF PRESSURE SENSITIVE NOZZLE & ACCESSORIES

## TECHNICAL DATA



## Features & Benefits

- Easy one-hand hold-open mechanism
- UL/ULC 2586 listed to be used in unleaded, auto diesel
- Trickle Flo Poppet allows customers to easily regulate low-flow fuel dispensing
- Pressure sensitive design prevents spills in prepay fuel dispensing
- Updated separate cover and hand warmer design
- Integrated swivel options available on all Elite models/Factory assembled swivels ensure the correct fit and reduces assembly time
- Attitude Device (AD) provides automatic shut-off if raised above horizontal or if it falls from the vehicle (safety feature standard on all Elite models)
- All major oil company colors available
- Custom logo available upon request
- Splash shield included with each new nozzle

## UNLEADED NOZZLE MODELS

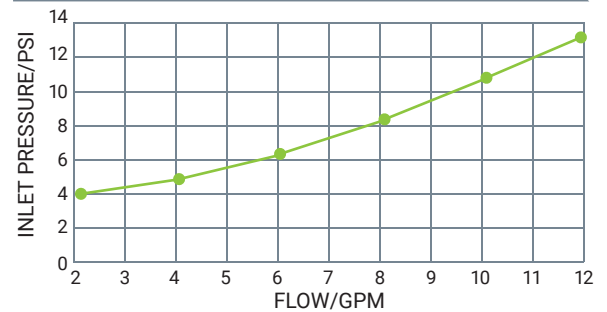
NEPNL | PRESSURE SENSITIVE AUTO GAS

NEPNL-E85 | PRESSURE SENSITIVE AUTO GAS | *Up to E85 Compatible*






## AUTO DIESEL NOZZLE MODELS

NEPL | PRESSURE SENSITIVE AUTO DIESEL

## 3/4" NOZZLE PRESSURE DROP



## ACCESSORIES

<b>Breakaways</b> 	<b>CTM75</b>   3/4" CAM TWIST Magnetic Breakaway <b>C86NT</b>   3/4" Single-Use Breakaway	<b>Full Assemblies</b> 	The no-hassle solution for your hanging hardware needs. They're factory pre-assembled, continuity and pressure decay tested to reduce installation time. Our assemblies support the full Catlow product set and reduce the need for numerous inventory parts						
<b>Swivels</b> 	<b>C720 3/4</b>   3/4"M x 3/4"F Twister Swivel C720 compatible with all fuel blends up to E85 & B20 <b>ILS</b>   IN-LINE SWIVEL   Compatible with 3/4" nozzles and hoses. UL Certified for gas, diesel B20, E25 and E85								
<b>Swivel/Breakaways</b> 	<b>ISBA-75N</b>   IN-LINE SWIVEL/BREAKAWAY Compatible with 3/4" nozzles and hoses and all fuel blends up to E85 and B20	<b>Scuff Guards &amp; Splash Shields</b> Available Pantone® Colors:	<table border="0"> <tr> <td><span style="color: red;">■</span> RED- 200 C</td> <td><span style="color: blue;">■</span> BLUE- 286 C</td> </tr> <tr> <td><span style="color: black;">■</span> BLACK- BLACK C</td> <td><span style="color: yellow;">■</span> YELLOW- 128 C</td> </tr> <tr> <td><span style="color: green;">■</span> GREEN- 348 C</td> <td><span style="color: orange;">■</span> ORANGE- 144 C</td> </tr> </table> <p>*Other colors available upon request with minimum quantities</p>	<span style="color: red;">■</span> RED- 200 C	<span style="color: blue;">■</span> BLUE- 286 C	<span style="color: black;">■</span> BLACK- BLACK C	<span style="color: yellow;">■</span> YELLOW- 128 C	<span style="color: green;">■</span> GREEN- 348 C	<span style="color: orange;">■</span> ORANGE- 144 C
<span style="color: red;">■</span> RED- 200 C	<span style="color: blue;">■</span> BLUE- 286 C								
<span style="color: black;">■</span> BLACK- BLACK C	<span style="color: yellow;">■</span> YELLOW- 128 C								
<span style="color: green;">■</span> GREEN- 348 C	<span style="color: orange;">■</span> ORANGE- 144 C								
<b>Replacement Spouts</b> 	<b>CNLS-AD-P</b>   Pressure Sensitive Spout with Attitude Device <b>CLS-AD-P</b>   Pressure Sensitive Spout with Attitude Device								

# ELITE



PREMIUM CONVENTIONAL LINE OF PRESSURE SENSITIVE NOZZLE & ACCESSORIES



**12**  
MONTH

WARRANTY

**1M**  
CYCLES

CATLOW  
TESTED &  
PROVEN  
TO LAST



# ELITE Nozzles

## PREMIUM CONVENTIONAL LINE OF PRESSURE SENSITIVE NOZZLE & ACCESSORIES

### The New Standard

The Elite automatic shutoff nozzle is designed for retail and commercial fueling sites. The familiar styling brings comfort to the end user while the lightweight construction produces a smooth-working, rugged nozzle specifically designed for endurance.

The Elite Prepay pressure-sensitive nozzle is specifically designed for self-service or card-lock systems. The pressure-sensitive (no pressure, no flow) feature enables the station operator to control the dispensing of fuel. The Elite features a user-friendly one-hand hold-open latch, and the unique attitude device feature provides automatic shut-off if raised above horizontal or if it falls from the vehicle.

## Models

### UNLEADED NOZZLES

---

**NEPNL** | PRESSURE SENSITIVE AUTO GAS | *Up to E10 Compatible*

---

**NEPNL-E85** | PRESSURE SENSITIVE AUTO GAS | *Up to E85 Compatible*

---

### AUTO DIESEL NOZZLES

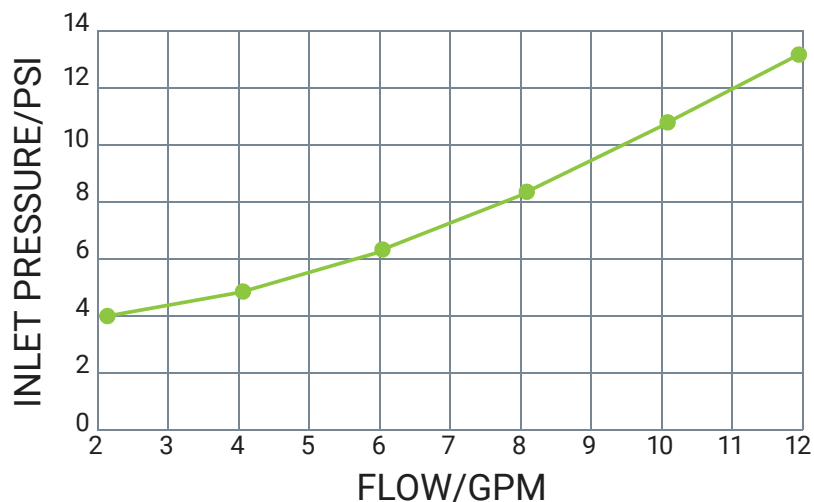
---

**NEPL** | PRESSURE SENSITIVE AUTO DIESEL

---

## Performance

### 3/4" PRESSURE DROP



# ELITE Nozzles

PREMIUM CONVENTIONAL LINE OF PRESSURE SENSITIVE NOZZLE & ACCESSORIES



## Features & Benefits

- Easy one-hand hold-open mechanism
- UL/ULC 2586 listed to be used in unleaded, auto diesel
- Trickle Flo Poppet allows customers to easily regulate low-flow fuel dispensing
- Pressure sensitive design prevents spills in prepay fuel dispensing
- Updated separate cover and hand warmer design
- Integrated swivel options available on all Elite models/Factory assembled swivels ensure the correct fit and reduces assembly time
- Attitude Device (AD) provides automatic shut-off if raised above horizontal or if it falls from the vehicle (safety feature standard on all Elite S models)
- All major oil company colors available
- Custom logo available upon request
- Splash shield included with each new nozzle
- Industry-leading 24-month warranty for all new Elite nozzles

# ELITE Accessories

## Scuff Guard

Available Pantone® Colors:



\*Other colors available upon request with minimum quantities

---

## Splash Shields

Available Pantone® Colors



\*Other colors available upon request with minimum quantities

---

## Replacement Spouts



CNLS-AD-P | Pressure Sensitive Spout with Attitude Device  
CLS-AD-P | Pressure Sensitive Spout with Attitude Device

CNLS-AD-P | Pressure Sensitive Spout with Attitude Device  
CLS-AD-P | Pressure Sensitive Spout with Attitude Device

---



## Full Assemblies

The no-hassle solution for your hanging hardware needs, our Cat-Tail assemblies are factory pre-assembled, continuity and pressure decay tested to reduce installation time. Our assemblies support the full Catlow product set and help to reduce the need for numerous inventory parts.

---

# Breakaways



## CAM TWIST Breakaway

Durable plastic covers prevent damage and dangerous corrosion and increase security. Made with permanent magnets, the Catlow® CAM TWIST is designed to easily separate and reconnect, time after time. Max separation force designed at 350 pounds, plus a 10-year service life. .

**Applications:** Unleaded, Diesel and Truck Diesel  
**CTM75** | 3/4" CAM TWIST Breakaway



## Single Use Breakaway

The Catlow® In-Line breakaway is small and lightweight with minimal flow restrictions and eliminates the possibility of damage to dispenser equipment when a drive off occurs. Max separation force designed at 300 pounds.

**Applications:** Unleaded  
**C86NT** | 3/4" Single-Use Breakaway

# Swivels



## Twister Swivel

The Catlow® Twister Swivel raises the level of swivel flexibility with two 360-degree rotating swivel planes. Special seals protect this heavy-duty swivel down to -40°F, and it is designed for blended fuels. UL Certified for gas, E25, E85, diesel and B20 biofuels.

**Applications:** Unleaded, Diesel and Truck Diesel  
**C720 3/4** | 3/4" M x 3/4" F



## ILS (In-line Swivel)

The 360-degree Straight Swivel eliminates kinking and twisting of the hose which makes for easy operation for the customer and will extend hose life. The high-tech engineering and design offer a smoother flow for higher volume systems. Install either at the nozzle or the dispenser, this swivel does not affect existing hose length. Mates with all standard, diesel and high-flow bulk fueling hoses with NPT threads and 3/4 British. UL Certified for gas, diesel, B20, E25 and E85.

**Applications:** Unleaded, Diesel and Truck Diesel  
**ILS-M75** | M34 X 3/4" F NPT Ergo75 Gas and Diesel integrated in-line swivel  
**ILSM75F** | 3/4" M x 3/4" F Ergo75 integrated in-line swivel. 360 degrees of swivel rotation designed for Ergo E25 and E85 nozzles.

# Swivel/Breakaway



## In-line Swivel/Breakaway

The ISBA is an integrated inline swivel and reconnectable breakaway in one unit, and saves on installation costs of separate swivel and breakaway. Allows 360-degree nozzle rotation for easy handling when fueling, and the dual poppet design stops fuel spills from both the hose and nozzle sides when separation occurs. 30-degree separation angle for clean and reliable separation. Compatible with DEF.

**Applications:** Unleaded, Diesel, Truck Diesel, Ethanol, DEF  
**ISBA-E25** | ERGO 3/4" in-line swivel/breakaway compatible with Gas (Ethanol up to E25), Diesel (Biodiesel up to B20)  
**ISBA-DEF** | DEF in-line swivel breakaway

## **Founded in 1974,**

Catlow has become a leading manufacturer of petroleum dispensing equipment serving the global market.

The company's product line consists of the highest quality and engineered gasoline, diesel and vapor recovery hanging hardware on the market. Catlow's products meet or exceed industry standards for safe use such as UL and ATEX. All of our products come with alternative fuel blend compatibility up to E85 and B20, including diesel exhaust fluid.

To meet the needs of the ever-changing petroleum market, Catlow places an intentional focus on research and development. Catlow is committed to producing high quality, innovative products that exceed the performance desired by our customers and are backed by world-class service and support.