



# EVO™ 550 & EVO™ 5000 AUTOMATIC TANK GAUGES

EVO™ 550 & EVO™ 5000 Automatic Tank Gauges (ATGs) provide highly accurate inventory management and full-featured compliance monitoring for any size fuel system. These module-based ATGs are highly configurable for site-specific probe and sensor requirements. Their simple setup and operation, remote connectivity, and advanced security features protect your fuel system while keeping you directly connected to vital site data whenever, and wherever. The highly-intuitive, full-color, icon-based touch screen provides user-friendly on-site access to inventory, alarm, and compliance data.

## HIGHLIGHTS

- Allows you to make informed, data-driven inventory management decisions while keeping your site in compliance and protected from security threats.
- Provides inventory monitoring, static and continuous tank testing, tank autocalibration, inventory reconciliation, containment compliance monitoring, and flow rate monitoring.
- With the EVO™ 550, six total modules can be installed with a maximum of four intrinsically safe modules and a maximum of three of any one kind of module. With the EVO™ 5000, eleven total modules can be installed with a maximum of nine intrinsically safe modules and a maximum of three of any one kind of module.
- Patented AutoLearn™ electronic line leak detection capability including Statistical Line Leak Detection for high throughput sites.
- Secondary containment monitoring provides the ability to vacuum-monitor single or multiple secondary containment spaces like double walled tanks, piping, and sumps.
- Streamlined setup and programming includes hardware auto-detection and wiring confirmation, multipoint tank charting, network printer auto-detection, and the ability to download and upload entire programming profiles from one ATG to another.
- Intuitive full-color 7" touch screen interface provides simplified on-site access features including:
  - One Touch buttons that are custom programmed to carry out common automated tasks with a single tap.
  - Quick Jump menu allows you to quickly maneuver from application to application using a single button.
  - Programmable product colors.
- Available with optional 24 hour statistical continuous automatic leak detection (SCALD) and the industry's only Turbine Pump Interface (TPI) capability for enhanced and automated submersible turbine pump control.
- Web interface allows you to directly connect to your ATG from any web enabled device.

## SPECIFICATIONS

- Maximum tanks monitored: 36 (EVO™ 550) / 36 (EVO™ 5000)
- Maximum sensor input capacity: 48 (EVO™ 550) / 96 (EVO™ 5000)
- Lines capacity: 24 (EVO™ 550) / 24 (EVO™ 5000)
- Dry contact input channels: 2
- AC input channels: 36 (EVO™ 550) / 36 (EVO™ 5000)
- Relay output channels: 24 (EVO™ 550) / 24 (EVO™ 5000)
- Connectivity: Ethernet, RS-485, standard USB (qty 2)
- Display type: 7" (17.78 cm) color LCD touch screen
- Printer type: Thermal (also network or USB)
- Alarm: Internal audible alarm
- LEDs: Alarm, warning, and power
- Applicable liquids: Petroleum, chemicals, and waste
- Level units: Inches, centimeters, and millimeters
- Volume units: gallons or liters (mass with density option)
- Power requirements: 110 to 240 VAC, 50/60 hz, 1.5 Amps
- Operating temperature: 32° to 104 °F (0° to 40 °C)
- Humidity: 0-90% non-condensing
- EVO™ 550: H: 11.75" (300mm), W: 10¼" (260mm), D: 9" (229mm)
- EVO™ 5000: H: 11.75" (300mm), W: 16½" (419mm), D: 9" (229mm)

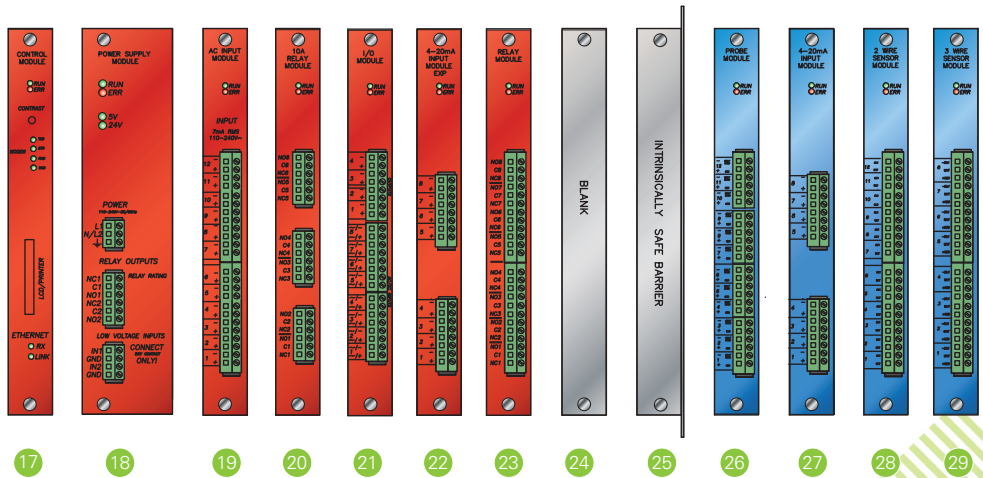
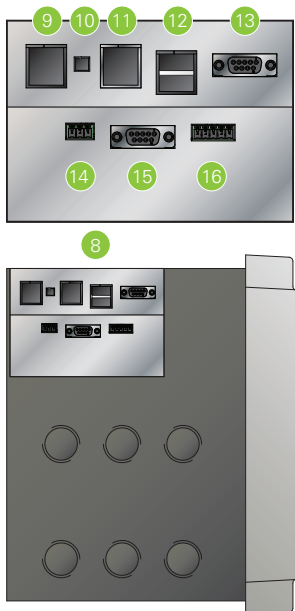

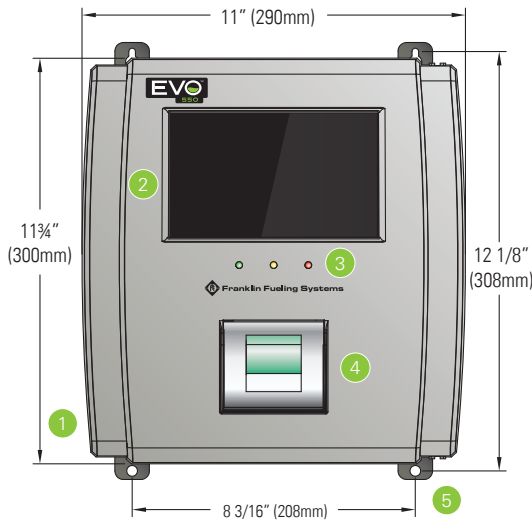
### Capabilities

- High/low product, water, and temperature alarm set points
  - Inventory reconciliation / tank autocalibration / flow rate monitoring
  - Density, mass, and phase separation measurement
  - Email and SMS notifications
  - Back-up generator monitoring / conditions programming
  - Advanced logic control for DEF/AdBlue® recirculation system
  - MODBUS™ support
- ### Approvals/Certifications
- UL, cUL, ATEX, IECEx
  - Third party certification of leak detection capabilities

## SPECIFICATIONS CONTINUED

### Components

- |                                |                        |                               |
|--------------------------------|------------------------|-------------------------------|
| 1 Cover                        | 11 Ethernet port       | 21 I/O module                 |
| 2 LCD touch screen             | 12 USB ports (qty 2)   | 22 4-20mA module EXP          |
| 3 LED indicators               | 13 Serial comm port 1  | 23 Relay module               |
| 4 Printer                      | 14 Bus extension       | 24 Blank                      |
| 5 Mounting tabs                | 15 Serial comm port 2  | 25 Intrinsically safe barrier |
| 6 Cooling vents                | 16 RS-485 comm port    | 26 Probe module               |
| 7 Module slots                 | 17 Controller module   | 27 4-20mA module              |
| 8 Communication ports          | 18 Power supply module | 28 2 wire sensor module       |
| 9 Modem port                   | 19 AC input module     | 29 3 wire sensor module       |
| 10 Annunciator (audible alarm) | 20 10 Amp relay module |                               |



- There can only be three types of one module in an EVO™ Series ATG.
- If you require more than three types of one module, please contact your FFS sales representative to review your needs.
- The intrinsically safe barrier must be installed in the third slot or greater.

**ORDERING INFORMATION**

**Ordering Guide**

ATG model, software and hardware options can be listed separately or combined when ordering. Systems shipped from the factory will list the combined part number. Complete part numbers have a specific order and are created using the following guidelines:

**TX DPMIE / TRFLGSC**

**TX = Base Model Options**

T550E = EVO™ 550 base ATG

T5000E = EVO™ 5000 base ATG

**DPMIE = Hardware Options** (choose all that apply)\*

D = Display

P = Printer

M = Internal modem

I = Dispenser interface module

E = LON module

**TRFLGSC = Software Options** (choose all that apply)

T = SCALD 24-hour tank testing

R or F = (R) Reconciliation/Autocalibration or

(F) Reconciliation/Autocalibration with Flow rate monitoring

L or G = (L) Line leak detection or

(G) Generator Line leak detection

S = Secondary containment monitoring

C = Recirculation, scheduling, and timer conditions

\*Only one EVO-DIM or EVO-LON module can be installed per ATG.

Example: T550EDPMI/TRLS = EVO™ 550 base model with display, with printer, with internal modem, with dispenser interface module, with SCALD, with reconciliation/autocalibration, with line leak detection, and with secondary containment monitoring.

**EVO™ 550 & EVO™ 5000 Base Models**

Model	Description
T550E	EVO™ 550 base model automatic tank gauge
T5000E	EVO™ 5000 base model automatic tank gauge

**EVO™ 550 & EVO™ 5000 Hardware & Software Options**

EVO™ 550 and EVO™ 5000 ATGs come standard with the ability to perform in-tank static leak detection. The following software and hardware options can be added to customize your ATG. The internal hardware options will be factory installed when ordered with the ATG.

**Internal Hardware Options**

Model	Description
TS-MDMIB	(M) Internal modem, includes fax and data software capability
EVO-DIMIB	(I) Internal dispenser interface module, dispenser interface cable must be ordered separately
EVO-LON	(E) Lon™ communication module, IFSF protocol capability

Note: Only one EVO-DIM or EVO-LON module can be installed per ATG.

**Internal Software Options / Field Upgrades**

Model	Description
TS-TT	(T) Statistical Continuous Automatic Leak Detection, 24 hour continuous tank testing software
TS-TRAC	(R) Tank inventory reconciliation and autocalibration
TS-TRAC-F	(F) Reconciliation/Autocalibration and Flow Rate Monitoring software
TS-FLOW	Flow Rate Monitoring software (Field upgrade for ATGs with Reconciliation/Autocalibration)
TS-ELLD	(L) Electronic line leak detection
TS-ELLD-G	(G) Electronic line leak detection for generator applications
TS-SCM	(S) Secondary containment monitoring
TS-CON	(C) DEF/AdBlue® recirculation, scheduling, and timer conditions

**Expansion Consoles**

Model	Description
EVO-EXPC2	Secondary console to add six additional plug-in modules to the primary EVO™ 550 ATG, comes without a display or printer
EVO-EXPC	Secondary console to add eleven additional plug-in modules to the primary EVO™ 550 ATG, comes without a display or printer



franklinfueling.com  
 3760 Marsh Rd. • Madison, WI 53718, USA  
 Tel: +1 608 838 8786 • Fax: +1 608 838 6433  
 Tel: USA & Canada +1 800 225 9787 • Tel: UK +44 (0) 1473 243300  
 Tel: Mex 001 800 738 7610 • Tel: FR +33 (0) 1 69 21 41 41 • Tel: CH +86 10 8565 4566



© 2019 Franklin Fueling Systems. All Rights Reserved.

FFS-0620 09-19

FUEL MANAGEMENT SYSTEMS



Franklin Fueling Systems



# EVO<sup>TM</sup>

S E R I E S

## FUEL MANAGEMENT SYSTEMS

# EVO™ SERIES

### HIGHLY EVOLVED AUTOMATIC TANK GAUGES

We are driven by our pursuit to innovate, simplify, secure, and connect every station owner to their fuel management system. EVO™ Series Automatic Tank Gauges (ATGs) feature simple setup, operation, and remote connectivity to keep you directly connected to vital site data whenever, and wherever.

**HIGHLY CAPABLE** Make informed, data-driven inventory management decisions with features like inventory monitoring, tank testing, containment compliance monitoring, and expanded leak detection monitoring capabilities.

**SIMPLE INTERFACE** A full-color 7" LCD touchscreen serves up one of the most intuitively shallow user interfaces available. With its simplified icon-based design and user features like One Touch buttons and a Quick Jump menu, the EVO™ Series makes tank gauging simple for any user.

**SECURE DATA** EVO™ Series ATGs keep your site in compliance and protected from security threats with customizable user roles, user activity tracking, and up to 3-years of data back-up to protect against power outages or other system interruptions.



### THE RIGHT SIZE ATG

The EVO™ 200 & EVO™ 400 provide inventory management and containment monitoring for small to mid-sized fuel systems; while the EVO™ 600 & EVO™ 6000 provide additional advanced features for any size fuel system.



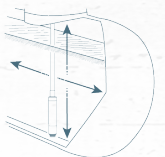
### REMOTE COMMUNICATION

The FFS PRO® Connect web interface allows you to securely connect directly to your EVO™ Series ATG from any web enabled device. *(Not available on EVO™ 550/5000)*



### TANK AUTOCALIBRATION

Eliminate discrepancies in delivery reporting and daily reconciliations caused by inaccurate tank information programmed into the ATG with this function that automatically generates a highly accurate tank strapping chart.



### INVENTORY RECONCILIATION

Statistical Inventory Reconciliation (SIR) is an automated leak detection function that analyzes tank volume, delivery, and sales data to detect releases with a high level of accuracy.



### TURBINE PUMP INTERFACE

Enhanced remote pump monitoring and control including pump-in-water automation, clogged intake escalation, tank leveling, and tank priority.



## NEW FEATURES

Available with EVO™ 600 & EVO™ 6000

### CORROSION CONTROL™ INTEGRATION

The EVO™ 600 and EVO™ 6000 are compatible with the Corrosion Control™ Water Separator and Corrosion Detection Sensor, allowing owners to fully automate the removal of corrosion-causing water and acid from tanks and monitor for corrosive environments.

### FLOW RATE MONITORING

The new Flow Rate Monitoring application delivers the ability to detect and react to potential slow flow issues with automated daily reporting and alarms, helping to improve dispenser throughput, maintain faster flow rates, and deliver predictive maintenance for dispenser filter changes. *(Now available for all EVO Series ATGs.)*

### USER INTERFACE EFFICIENCY

Navigate the ATG more efficiently with more programmable One Touch buttons and a shallower menu structure. The FFS PRO® Connect web interface allows remote access via any web-enabled device.

### MULTIPLEXING SENSOR HUB

Pair the EVO™ 600 or EVO™ 6000 with the new Multiplexing Sensor Hub to add the Corrosion Control™ System or additional sensors to existing sites without having to break concrete to run new wires.

### DECREASE STATION DOWNTIME

An all new faster processor enables the ATG to reboot in just 10 seconds after firmware updates, keeping stations open and operational.

### SECURITY FEATURES

Create unlimited user roles with customized access levels—all with individual user logins and tracking. The latest TLS/SSL protocols ensure data encryption between web browsers and the ATG.

# LEVERAGE THE POWER OF EVO<sup>™</sup>



The EVO<sup>™</sup> 600 and EVO<sup>™</sup> 6000 are compatible with the Corrosion Control<sup>™</sup> Water Separator and Corrosion Detection Sensor, allowing owners to fully automate the removal of corrosion-causing water and acid from tanks and monitor for corrosive environments.

Pair your EVO<sup>™</sup> 600/6000 with the new Multiplexing Sensor Hub to add the Corrosion Control<sup>™</sup> System or additional sensors to existing sites without having to break concrete to run new wires.



Advanced Protection Submersible Pump

Desiccant Pack



Corrosion Detection Sensor



## ELECTRONIC LINE LEAK DETECTION (ELLD)

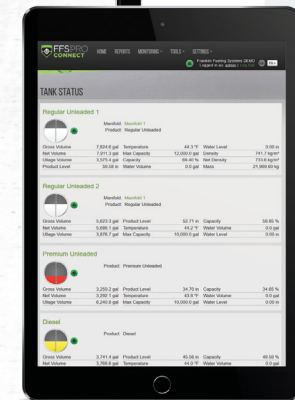
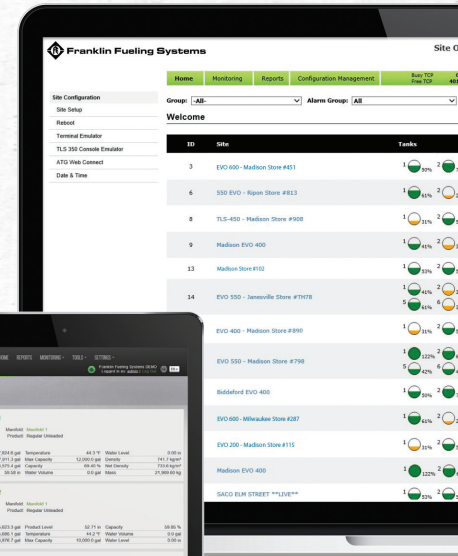
Connect your fuel management system with your pipework system to detect leaks through a transducer device installed in the submersible pump with this optional software feature. (Available on the EVO<sup>™</sup> 550, 5000, 600, 6000)



The System Sentinel Anyware<sup>™</sup>-2 (SSA-2) remote fuel monitoring software fully connects owners, operators, and compliance personnel to their networks of automatic tank gauges (ATGs) on the cloud or via on-premise servers.



The FFS PRO<sup>®</sup> Connect web interface allows you to securely connect directly to your EVO<sup>™</sup> Series ATG from any web enabled device. It automatically scales for tablets and smart phones, meaning no app to download. (Included on EVO<sup>™</sup> 200, 400, 600, 6000)



## PROBES & SENSORS









Franklin Fueling Systems provides a complete set of accessories compatible with EVO<sup>™</sup> Series ATGs. Pair an EVO<sup>™</sup> with an inventory probe and float kit for precision tank level monitoring. Monitor containment with a discriminating or non-discriminating sensor to ensure compliance. For a full list of probes, sensors, and floats, visit franklinfueling.com.



# FIND THE RIGHT ATG FOR YOUR SITE.











## EVO™ 200

-  Maximum Tank Capacity
-  Maximum Sensor Capacity
-  Total # of Inputs
-  Turbine Pump Interface
-  FFS PRO® Connect
-  Inventory Reconciliation
-  Tank Autocalibration
-  Flow Rate Monitoring















## EVO™ 400

-  Maximum Tank Capacity
-  Maximum Sensor Capacity
-  Total # of Inputs
-  Turbine Pump Interface
-  FFS PRO® Connect
-  Inventory Reconciliation
-  Tank Autocalibration
-  Flow Rate Monitoring















## EVO™ 600 / EVO™ 550

-  Maximum Tank Capacity\*
-  Maximum Sensor Capacity\*
-  Total # of Inputs
-  Turbine Pump Interface
-  FFS PRO® Connect
-  Inventory Reconciliation
-  Tank Autocalibration
-  Flow Rate Monitoring
-  Corrosion Control™ Integration¹
-  Electronic Line Leak Detection
-  Secondary Containment Monitoring²
-  DEF/AdBlue Recirculation



## EVO™ 6000 / EVO™ 5000

-  Maximum Tank Capacity\*
-  Maximum Sensor Capacity\*
-  Total # of Inputs
-  Turbine Pump Interface
-  FFS PRO® Connect
-  Inventory Reconciliation
-  Tank Autocalibration
-  Flow Rate Monitoring
-  Corrosion Control™ Integration¹
-  Electronic Line Leak Detection
-  Secondary Containment Monitoring²
-  DEF/AdBlue Recirculation

Optional features below dashed line

\* Additional capacity available with expansion console

¹ EVO™ 600/6000 only

² EVO™ 550/5000 only

# TOTAL

SYSTEM SOLUTIONS



franklinfueling.com  
3760 Marsh Rd. • Madison, WI 53718, USA  
Tel: USA & Canada +1 800 225 9787 • Fax: +1 608 838 6433  
Tel: UK +44 (0) 1473 243300 • Tel: Mex 001 800 738 7610  
Tel: DE +49 6571 105 380 • Tel: CH +86 10 8565 4566

© 2020 Franklin Fueling Systems, Inc. All Rights Reserved.

FFS-0792 11-20